

ALL-NEW / **VITARA**
BREZZA
1.5L PETROL ENGINE



POWER *TO BE WICKED*

Filled with doses of wickedness, the all-new Vitara Brezza, is irresistibly flamboyant with a powerful 1.5L Petrol engine. So, buckle-up and get ready to go gutsy!



PERFORMANCE *TO BE WICKED*

The big and powerful 1.5L K-Series petrol engine provides outstanding fuel efficiency and a superior NVH, making it a smooth ride all the way.

1.5L K-Series
PETROL ENGINE



PS6

LOOKS TO BE WICKED

Attractive and bold, the powerful all-new Vitara Brezza has an expression that's indomitable. Enhanced by a pair of LED projector headlamps with integrated dual function LED DRLs, it comes with a bold Front Grille that gives it a sportier, mightier and more dynamic stance.





BOLD FRONT GRILLE

PROJECTOR HEADLAMP & DUAL FUNCTION LED DRLs

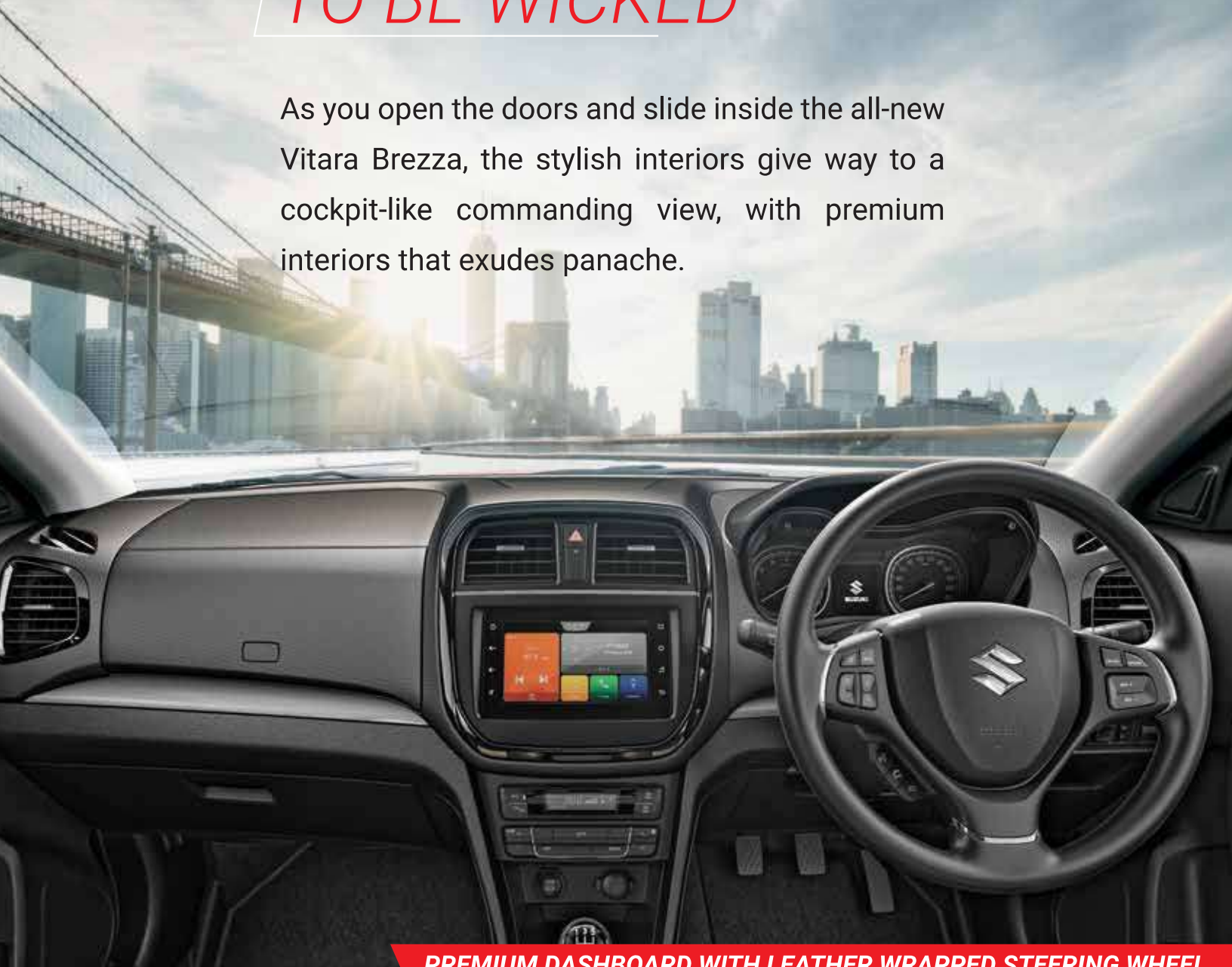




PRECISION CUT ALLOY WHEELS

DESIGN *TO BE WICKED*

As you open the doors and slide inside the all-new Vitara Brezza, the stylish interiors give way to a cockpit-like commanding view, with premium interiors that exudes panache.



PREMIUM DASHBOARD WITH LEATHER WRAPPED STEERING WHEEL



COMFORT TO BE WICKED

With ample shoulder and headroom, the all-new Vitara Brezza offers flexibility with 60:40 split rear seats with flip foldable functionality. It also comes with a generous boot space for those planned and unplanned adventures.



AMPLE BOOT SPACE




TECHNOLOGY *TO BE WICKED*

Zippering through the rush hour or those impromptu late-night long drives, the automatic transmission ensures an effortless drive, whichever field you are playing on.



ADVANCED AUTOMATIC TRANSMISSION

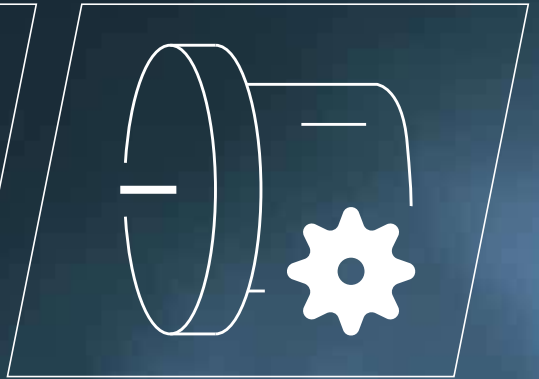




IDLE START STOP



BRAKE ENERGY REGENERATION

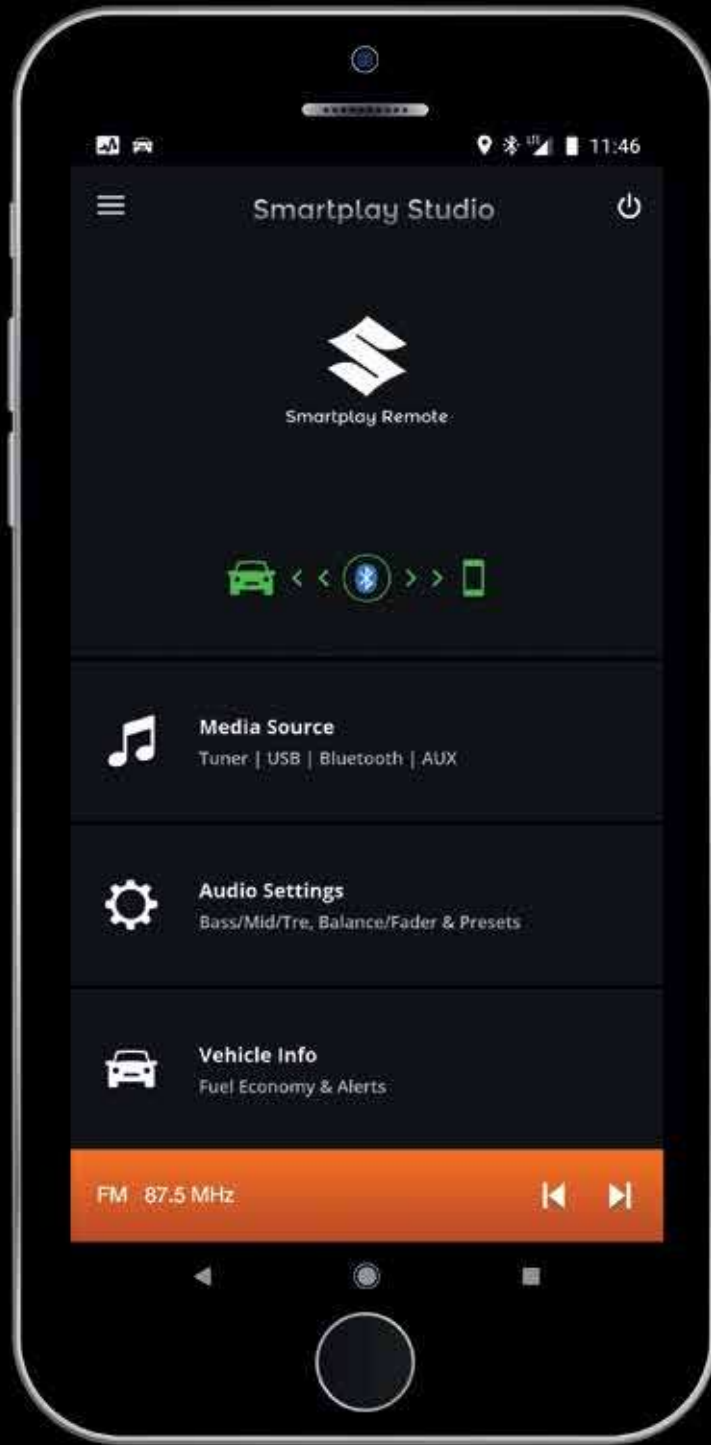


TORQUE ASSIST

PROGRESSIVE **
SMART HYBRID TECHNOLOGY



SMARTPLAY REMOTE



The Smartplay Studio allows you to text, call, play music and navigate easily through the city using steering mounted controls, or by simply using your voice.

NEW-AGE SMARTPLAY STUDIO

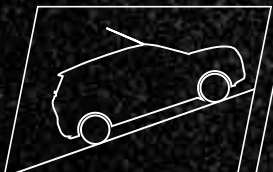


REVERSE PARKING CAMERA

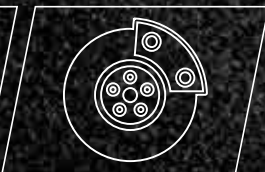


SAFETY TO BE WICKED

All-new Vitara Brezza comes equipped with dual airbags, ABS with EBD and Suzuki's Total Effective Control Technology (TECT) that is strengthened by an impact absorbing structure to assure you a safe and reliable drive.



HILL HOLD ASSIST*



ABS WITH EBD




FULL FRONTAL IMPACT COMPLIANCE, FRONTAL OFFSET IMPACT COMPLIANCE, SIDE IMPACT COMPLIANCE



PEDESTRIAN SAFETY COMPLIANCE



SEAT BELT PRE-TENSIONERS WITH FORCE LIMITERS



ISOFIX CHILD SEAT ANCHORAGES

COLOURFUL *TO BE WICKED*

The all-new Vitara Brezza offers a world of choices with a vivid range of vibrant shades, for that super colorful life of yours.



TORQUE BLUE WITH MIDNIGHT BLACK ROOF



GRANITE GREY WITH AUTUMN ORANGE ROOF



TORQUE BLUE



GRANITE GREY



PEARL ARTIC WHITE



PREMIUM SILVER



AUTUMN ORANGE



SIZZLING RED



SIZZLING RED WITH MIDNIGHT BLACK ROOF



i CREATE *TO BE WICKED*

Be wicked in your own style! With the iCreate feature, now make your all-new Vitara Brezza sportier, muscular and personalised to your own style.

FEATURES LIST

	LXI MT	VXI MT/AT	ZXI MT/AT	ZXI+ MT/AT
EXTERIORS				
Front Fog Lamps (LED)	-	-	-	✓
Dual Tone Exterior (In Selected Colours)	-	-	-	✓
Projector Headlamps	✓(Halogen)	✓(LED)	✓(LED)	✓(LED)
Dual Purpose LED DRL (Integrated Front Turn Indicators)	-	✓	✓	✓
Roof Rail	-	✓ (Black)	✓(GunMetal Grey)	✓(GunMetal Grey)
Alloy Wheels	-	-	✓(All Black)	✓(Precision Cut)
Steel Wheels	✓	✓	-	-
Full Wheel Cap/Cover	-	✓	-	-
Roof End Spoiler	✓	✓	✓	✓
Floating Roof Design	✓	✓	✓	✓
Chrome Front Grille	✓	✓	✓	✓
Chrome Garnish Backdoor	✓	✓	✓	✓
Split Rear Combination Lamp	✓	✓	✓	✓
LED High Mounted Stop Lamp	✓	✓	✓	✓
LED Tail Lamps	✓	✓	✓	✓
Body Coloured Door Handles	✓	✓	✓	✓
Body Coloured ORVM	✓(Body)	✓(Body)	✓(Body)	✓(Body + Roof)
Side Turn Indicators On ORVMs	✓	✓	✓	✓
Wheel Arch Extension	✓	✓	✓	✓
Skid Plate Garnish	✓(Black)	✓(Black)	✓(Silver)	✓(Silver)
Spare Tyre (Standard Tyre)^	✓ (Steel)	✓ (Steel)	✓ (Steel)	✓ (Steel)
Electric Outside Mirrors (Manualy Fold)	✓	-	-	-
Electric Outside Mirrors (Electric Fold)	-	✓	✓	✓(Auto)
Side Under Protection Garnish	✓	✓	✓	✓
Side Door Molding	✓	✓	✓	✓
LED Light Guide In Headlamp	✓	-	-	-
Coloured Bumper (Body Color)	✓	✓	✓	✓

FEATURES LIST

	LXI MT	VXI MT/AT	ZXI MT/AT	ZXI+ MT/AT
INTERIORS				
Side AC Louver	✓(Black)	✓(Black)	✓(PianoBlack)	✓(Piano Black)
Piano Black Center Garnish On IP	-	-	✓	✓
Accentuation On IP & Door Trims	-	-	✓	✓
Chrome Inside Door Handles	-	-	✓	✓
Door Armrest With Fabric	-	✓	✓	✓
Luggage Room Illumination	-	-	✓	✓
Glove Box Illumination	-	✓	✓	✓
Front Footwell Illumination	-	✓	✓	✓
Front Map Lamp	-	-	✓	✓
Chrome Finish On AC Louver Knobs	✓	✓	✓	✓
Room Lamp (Roof Center)	✓	✓	✓	✓
Multi-information Display With Tripmeter And Fuel Level Indicator	✓	✓	✓	✓
Tachometer	✓	✓	✓	✓
Speedometer	✓	✓	✓	✓
7 Step Illumination Control	✓	✓	✓	✓
Inside Door Grab Handle (4 doors)	✓	✓	✓	✓
Water Temperature Indicator (Cool/Hot)	✓	✓	✓	✓
Meter Illumination Color	✓	✓	✓(Multi)	✓(Multi)
Audible Headlight On Reminder	✓	✓	✓	✓
Low Fuel Warning Light	✓	✓	✓	✓
Key Off Reminder	✓	✓	✓	✓
Door Ajar Warning Lamp	✓	✓	✓	✓
Center Console With Cupholder	✓	✓	✓	✓
Accessory Socket (Luggage Room)	-	-	✓	✓
Center Lower Box	✓	✓	✓	✓
Front Center Armrest	-	-	-	✓
Day/Night Rear View Mirror	✓(Manual)	✓(Manual)	✓(Manual)	✓(Auto)

FEATURES LIST

	LXI MT	VXI MT/AT	ZXI MT/AT	ZXI+ MT/AT
Drivers Ticket Holder	✓	✓	✓	✓
Passenger Sun Visor	✓	✓	✓	✓
Passenger Ticket Holder	-	✓	✓	✓
Upper Hook In Luggage Room	✓	✓	✓	✓
Inside Door Ornament	Black	Black	Techno Effect Accent	Techno Effect Accent
Center Louver/Audio Ring	Silver	Silver	Piano Black	Piano Black
Center Louver Knob	Chrome	Chrome	Chrome	Chrome
IP Ornament	Silver	Silver	Techno Effect Accent	Techno Effect Accent
Shift Lever	Black	Chrome	Chrome	Chrome
Interior Color	Black	Black	Black	Black

SAFETY

Reverse Parking Camera	-	-	-	✓
Rear Wiper & Washer	-	-	✓	✓
Hill Hold	-	✓ (AT Only)	✓ (AT Only)	✓ (AT Only)
Rear Demister (Electric)	-	✓	✓	✓
Anti-Theft Security System	✓	✓	✓	✓
Suzuki TECT Body	✓	✓	✓	✓
ABS With EBD	✓	✓	✓	✓
Dual Airbag (Dr. & Co-Dr.)	✓	✓	✓	✓
Front Seat Belt Pre-Tensioners & Force Limiter	✓	✓	✓	✓
Seat Belt Reminder Lamp & Buzzer (Dr. & Co-Dr.)	✓	✓	✓	✓
Dual Horn	✓	✓	✓	✓
Engine Immobilizer	✓	✓	✓	✓
Reverse Parking Sensor With Infographic Display	✓	✓	✓	✓
Isofix Child Seat Restraint System	✓	✓	✓	✓
High Speed Warning Alert [#]	✓	✓	✓	✓
Security Alarm	✓	✓	✓	✓

FEATURES LIST

	LXI MT	VXI MT/AT	ZXI MT/AT	ZXI+ MT/AT
AUDIO & ENTERTAINMENT				
Tweeters (2)	-	-	-	✓
17.78 cm Touchscreen Smartplay Studio System	-	-	✓	✓
Navigation System With Live Traffic Update (Through Smartplay Studio App)			✓	✓
Remote Control (Through Smartplay Studio App)	-	-	✓	✓
Steering Mounted Controls: Bluetooth, Calling & Cruise Control	-	-	✓	✓
Voice Command	-	-	✓	✓
Steering Mounted Audio Controls	-	✓	✓	✓
Audio Remote Control	-	✓	-	-
Audio with CD Player	✓	✓	-	-
USB, Aux-in & Bluetooth Connectivity	✓	✓	✓	✓
Side Door Speaker (4)	✓	✓	✓	✓
Antenna	✓	✓	✓	✓
COMFORT & CONVENIENCE				
Sliding Front Center Armrest With Storage	-	-	-	✓
Shoulder Height Adjustable Front Seat Belts	-	-	-	✓
Rain Sensing Auto Wipers	-	-	-	✓
Windscreen Wipers (Manual)	✓	✓	✓	-
Auto Headlamps	-	-	-	✓
Electrically Foldable ORVM (Auto)	-	-	-	✓
Leather Steering Wheel	-	-	-	✓
Smart Entry System	-	✓	✓	✓
Co-Driver Side Vanity Lamp	-	-	✓	✓
Height Adjustable Driver Seat	-	-	✓	✓
60:40 Split Seat (Rear)	-	-	✓	✓
Sunglass Holder In Overhead Console	-	-	✓	✓
Luggage Room Accessory Socket	-	-	✓	✓
Dual Side Operable Parcel Tray	-	-	✓	✓

FEATURES LIST

	LXI MT	VXI MT/AT	ZXI MT/AT	ZXI+ MT/AT
Front Seat Back (Dr Side) Luggage Hook	-	✓	✓	✓
Back Pocket on Front Seats	-	✓	✓	✓
Auto AC	-	✓	✓	✓
Manual AC	✓	-	-	-
Upper Glove Box	-	✓	✓	✓ (Keep Cool)
Co-Driver Side Vanity Mirror	-	✓	✓	✓
Tailgate Open System	Electro magnetic	Electro magnetic + Request SW	Electro magnetic + Request SW	Electro magnetic + Request SW
Gear Position Indicator	-	AT	AT	AT
Keyless Entry System	✓	✓	✓	✓
Front & Rear Power Windows	✓	✓	✓	✓
Electrically Adjustable ORVM	✓	✓	✓	✓
Tilt Steering	✓	✓	✓	✓
Rear Seat Flip & Fold	✓	✓	✓	✓
Driver Side Footrest	✓	✓	✓	✓
Dust and Pollen Filter	✓	✓	✓	✓
All Door Trims With 1000 ml Bottle Holders	✓	✓	✓	✓
Front Accessory Socket	✓	✓	✓	✓
Gear Shift Indicator	MT Only	MT Only	MT Only	MT Only
Electronic Power Steering	✓	✓	✓	✓

COLOUR VARIANTS

Sizzling Red With Midnight Black Roof (Dual Tone)	-	-	-	✓
Torque Blue With Midnight Black Roof (Dual Tone)	-	-	-	✓
Granite Grey With Autumn Orange Roof (Dual Tone)	-	-	-	✓
Sizzling Red	-	✓	✓	-
Granite Grey	✓	✓	✓	✓
Torque Blue	✓	✓	✓	-

ENGINE

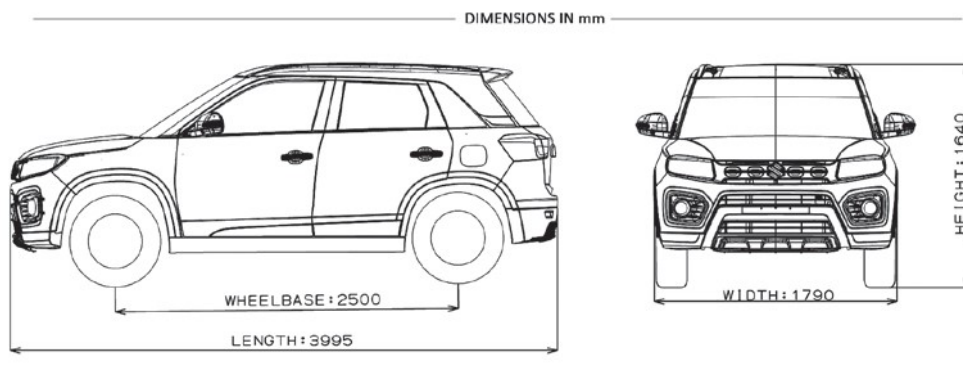
Engine Type/Displacement	K15B(MT)/K15B ISG(AT)/1462CC
Engine Capacity (cc) / No. of Cylinder	1462 / 4
Max Power (kW @ rpm)	77 @ 6000
Max Torque (Nm @ rpm)	138 @ 4400
Fuel Efficiency (km/l)	17.03* (MT), 18.76* (AT)
Transmission Type	5 MT, 4 AT
Emission Standard	BS VI

DIMENSIONS

Overall Length (mm)	3995
Overall Width (mm)	1790
Overall Height (mm)	1640
Kerb Weight (kg)	1110-1130 (MT), 1125-1140 (AT)
Gross Vehicle Weight (kg)	1600
Wheelbase (mm)	2500
Fuel Tank Capacity (L)	48
Turning Radius (m)	5.2

BRAKES & SUSPENSION

Front Brakes	Ventilated Disc
Rear Brakes	Drum
Front Suspension	McPherson Strut with Coil Spring
Rear Suspension	Torsion Beam with Coil Spring
Tyre Size (LXi & VXi)	205/60 R16 (Steel Wheel)
Tyre Size (ZXi & ZXi+)	215/60 R16 (Alloy Wheel)



*Fuel efficiency as certified by the test agency under rule 115(G) of CMVR. The black glass in the vehicle is due to lighting effect. *Spare tyre wheel material is steel & spare tyre is 215/60 R16 for ZXi/ZXi+ variant. Maruti Suzuki India Limited reserves the right to change without prior notice prices, colours, equipment specifications and also discontinue models. Images are for reference purpose only. Accessories and features shown in the pictures may not be part of standard equipment. Features shown may vary from variant to variant.